



Oxford Cambridge and RSA

Thursday 15 June 2023 – Morning

A Level Physics A

H556/03 Unified physics

Time allowed: 1 hour 30 minutes



You must have:

- the Data, Formulae and Relationships Booklet

You can use:

- a scientific or graphical calculator
- a ruler (cm/mm)



Please write clearly in black ink. **Do not write in the barcodes.**

Centre number

--	--	--	--	--

Candidate number

--	--	--	--

First name(s)

Last name

INSTRUCTIONS

- Use black ink. You can use an HB pencil, but only for graphs and diagrams.
- Write your answer to each question in the space provided. If you need extra space use the lined pages at the end of this booklet. The question numbers must be clearly shown.
- Answer **all** the questions.
- Where appropriate, your answers should be supported with working. Marks might be given for a correct method, even if your answer is wrong.

INFORMATION

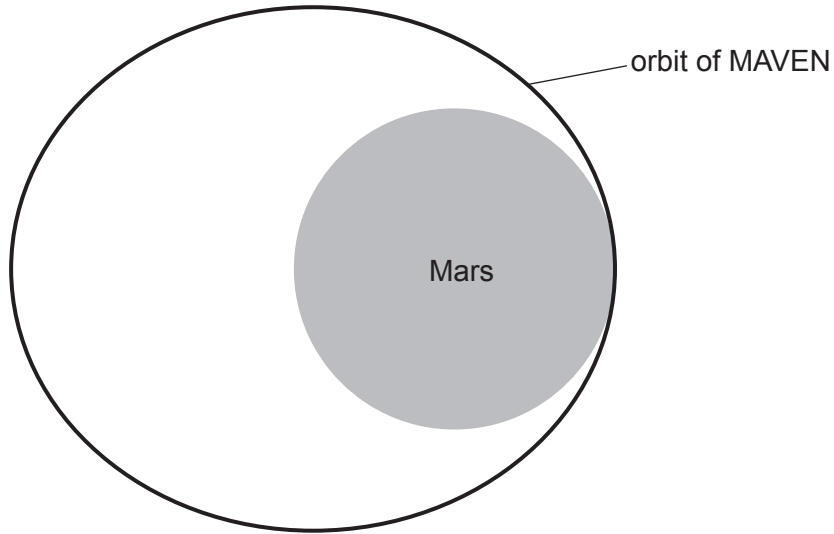
- The total mark for this paper is **70**.
- The marks for each question are shown in brackets [].
- Quality of extended response will be assessed in questions marked with an asterisk (*).
- This document has **24** pages.

ADVICE

- Read each question carefully before you start your answer.

1 The MAVEN spacecraft orbits Mars and studies its upper atmosphere.

(a) The diagram below shows the orbit of MAVEN around Mars.



(i) Mark an **X** on the diagram to show the point in the orbit where MAVEN has maximum acceleration. [1]

(ii) Explain how Kepler's 1st law applies to MAVEN's orbit around Mars.

.....

.....

.....

..... [2]

(b) The table shows data for four orbits around Mars.

Phobos and Deimos are moons of Mars.

An areostationary orbit for Mars is the equivalent of a geostationary orbit for Earth.

Orbit	Time period / hours	Average distance from centre of Mars / km
MAVEN	4.5	6 500
Phobos	7.7	9 400
Deimos	30	23 000
Areostationary	25	20 000

(i) Show that Kepler's 3rd law applies to this data.

[2]

(ii) Suggest **two** reasons why MAVEN was **not** placed in an areostationary orbit.

1

.....

.....

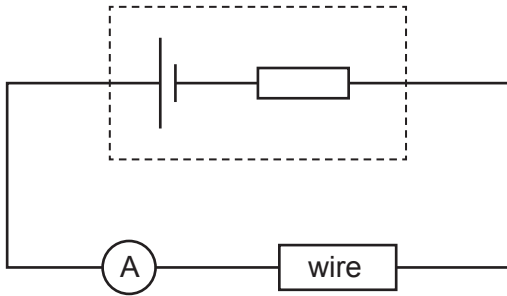
2

.....

.....

[2]

- 2 A student uses the circuit below to investigate the resistivity of a wire.



The cell has e.m.f. ε and internal resistance r . The wire has resistivity ρ and diameter d .

- (a) The student takes five measurements of the diameter of the wire, which are shown in the table below.

Diameter/mm	0.460	0.450	0.455	0.495	0.455
-------------	-------	-------	-------	-------	-------

- (i) Suggest how the student made these measurements.

.....

.....

.....

..... [2]

- (ii) The student calculates the value of the diameter as $d = 0.455 \pm 0.005$ mm.

Explain how the student calculated the value of the diameter, and its uncertainty, from the data in the table above.

.....

.....

.....

.....

.....

.....

.....

..... [3]

(b) The student varies the length L of the wire in the circuit and records the current I using the ammeter.

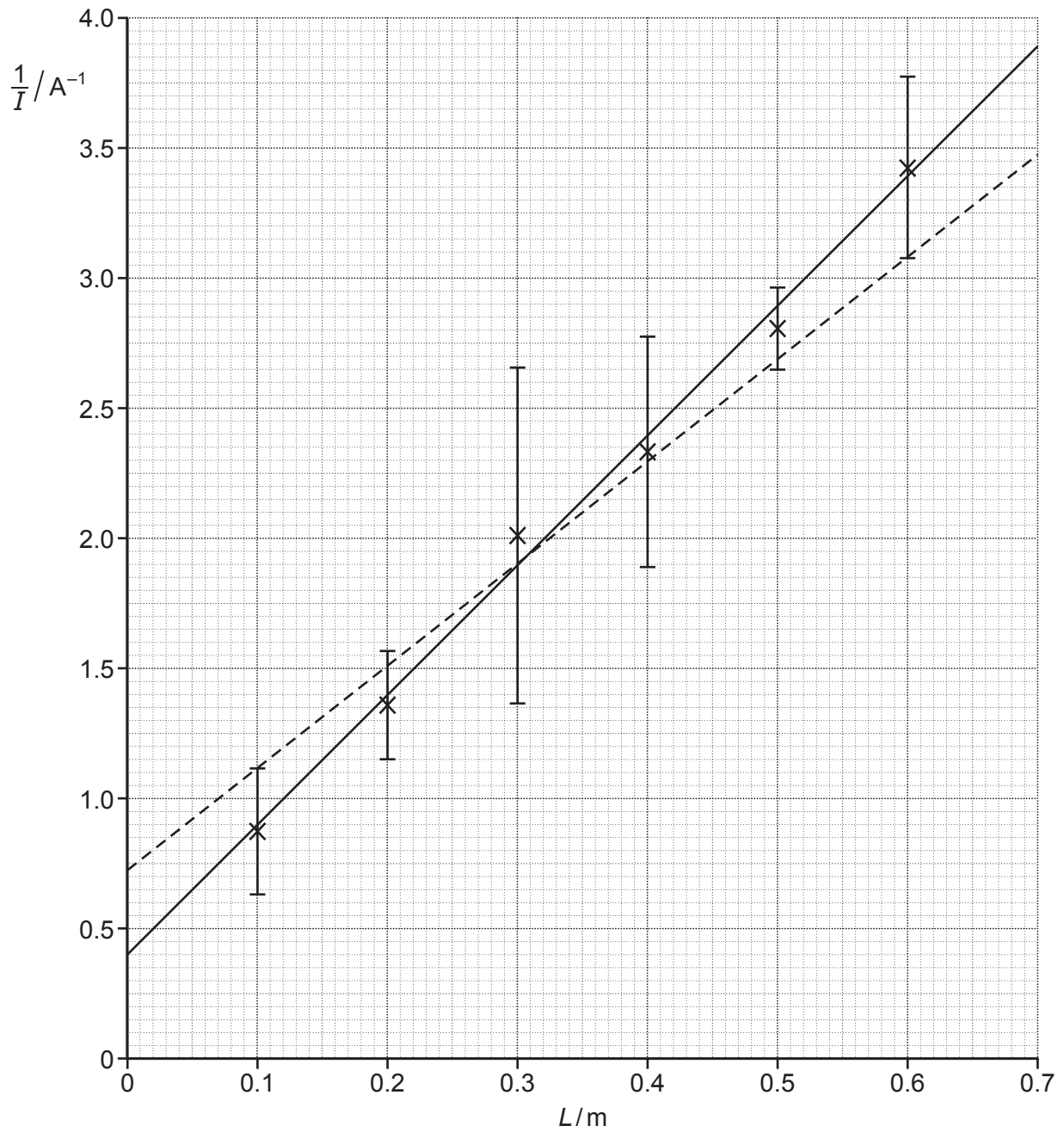
(i) Show that

$$\frac{1}{I} = \left(\frac{4\rho}{\pi \epsilon d^2} \right) L + \frac{r}{\epsilon}$$

[3]

Question 2 continues on page 6

- (ii) The student plots a graph of $\frac{1}{I}$ against L . The data points, error bars, line of best fit and a line of worst fit are shown in the graph below.



The cell has e.m.f. $\varepsilon = 1.45 \pm 0.05\text{V}$

The wire has diameter $d = 0.455 \pm 0.005\text{mm}$

- 1 Calculate the gradient of the best fit line and use this to determine a value for the resistivity ρ of the wire.

You are **not** required to determine an uncertainty.

$$\rho = \dots\dots\dots \Omega\text{m} \text{ [2]}$$

- 2 Determine a value for the internal resistance r of the cell **and** its absolute uncertainty.

$$r = \dots\dots\dots \pm \dots\dots\dots \Omega \text{ [4]}$$

8
BLANK PAGE

PLEASE DO NOT WRITE ON THIS PAGE

3 A pulsar is a rapidly rotating neutron star that emits radio waves.

(a) (i) Describe the formation of a neutron star.

.....
.....
.....
..... [2]

(ii) State **one** characteristic of a neutron star.

.....
.....
.....
..... [1]

(b) A typical neutron star can be modelled as a sphere with mass $\approx 2 \times 10^{30}$ kg and radius ≈ 10 km.

Show that the average density of a neutron star is similar to the average density of an atomic nucleus.

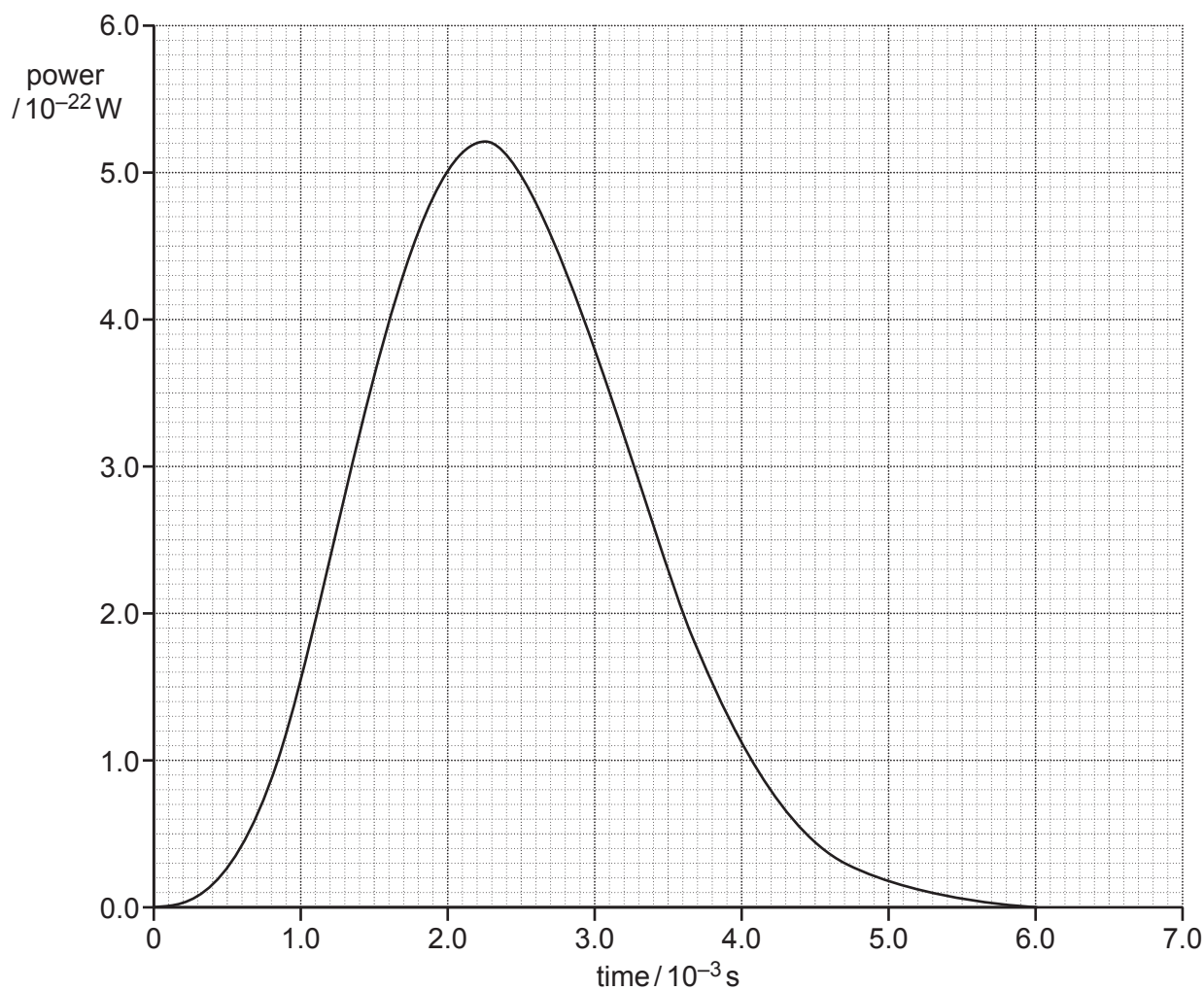
- radius of a nucleon ≈ 1 fm

[3]

Question 3 continues on page 10

- (c) An astronomer uses a radio telescope to observe a pulsar.

The graph below shows the power that the telescope receives due to the radio waves from one full rotation of a pulsar.



- (i) By calculating the area between the curve and the horizontal axis, estimate the total energy received by the telescope in one full rotation of the pulsar.

total energy received = J [2]

- (ii) The surface area of the telescope is about 3000 m^2 .

The distance to the pulsar is about 300 pc.

By assuming that the radiation from the pulsar is emitted equally in all directions, estimate the total energy emitted in one full rotation.

energy emitted = J [3]

4 A cloud is made up of droplets of water falling at terminal velocity.

(a) Describe and explain the motion of an object falling at terminal velocity.

.....
.....
.....
.....
.....
.....
.....
..... [3]

(b) (i) The terminal velocity v of a small sphere of density ρ_s and radius r falling through a fluid of density ρ_f is given by the formula:

$$v = \frac{2gr^2(\rho_s - \rho_f)}{9\eta}$$

where η is a constant for the fluid and g is the acceleration of free fall.

Water droplets of rain fall to the ground whereas water droplets in mist appear to float.

Use the formula above to suggest why.

.....
.....
.....
..... [2]

Additional answer space if required

.....

.....

.....

.....

.....

.....

.....

.....

.....

.....

.....

.....

.....

.....

.....

15
BLANK PAGE

PLEASE DO NOT WRITE ON THIS PAGE

5 Large power stations generate an electrical power of about 1 GW.

Current methods of energy production that use nuclear fusion are unable to produce enough energy for large-scale energy production. A proposed method of controlling nuclear fusion is inertial confinement fusion (ICF). ICF uses a large number of powerful lasers to create the high temperatures required for nuclear fusion to occur.

One ICF experiment uses a network of capacitors to store the energy needed to power the lasers. When the network is fully charged:

- potential difference across the network = 24 kV
- total energy stored in the network = 400 MJ

(a) (i) Calculate the total capacitance, C , of the network.

$C = \dots\dots\dots$ F [2]

(ii) Explain why the individual capacitors in the network should be connected in parallel in order to produce this total capacitance.

.....
..... [1]

(b) The total stored energy must be released in a time of less than 1 millisecond.

Explain, using a calculation, why the lasers are powered by the network of capacitors instead of being connected directly to the mains electricity supply.

.....
.....
.....
.....
..... [2]

(c) The fusion reaction in the ICF experiment is



Calculate the number of fusion reactions that must occur for the energy released by fusion to be equal to the electrical energy stored in the network of capacitors.

- mass of deuterium = 2.014102 u
- mass of tritium = 3.016049 u
- mass of alpha particle = 4.002603 u
- mass of neutron = 1.008665 u

number of fusion reactions = [4]

6 A 3D printer can manufacture small objects.

Some 3D printers use polylactic acid (PLA). PLA is supplied in the form of long filaments. The 3D printer melts the PLA and builds up the shape of the desired object in layers.

The electrical supply to the heater in the printer has an e.m.f., \mathcal{E} , of 12 V. The power of the heater is 40 W.

(a) Calculate the resistance, R , of the heater.

$R = \dots\dots\dots \Omega$ [2]

(b) The specific latent heat of fusion of PLA is $9.4 \times 10^4 \text{ J kg}^{-1}$ and its melting point is 160°C .

(i) Define **specific latent heat of fusion**.

.....
.....
..... [1]

(ii) Calculate the **maximum** mass m of PLA that the heater could melt in one minute.

$m = \dots\dots\dots \text{ kg}$ [2]


(iii) Explain why the printing process is slower in practice than your answer to (ii) suggests.

.....
.....
.....
..... [2]

(iv) **Fig. 6.1** shows the initial and final temperature of the PLA during the printing process.

Initially (point **A**), the solid PLA is at 20 °C and is just entering the heater. Later (point **B**), the PLA has been added to the object and is solid again.

Fig. 6.1



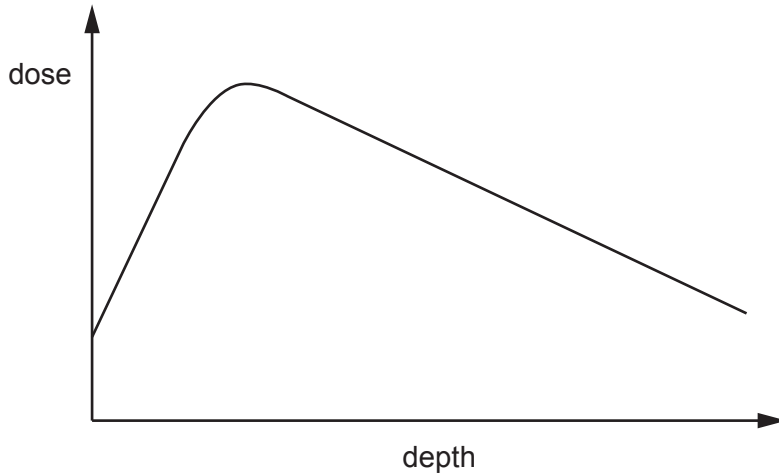
Complete **Fig. 6.1** to show how the temperature of the PLA changes between **A** and **B**. You are **not** required to label the time axis. [3]

- (c) High-energy X-ray photons can destroy living cells. In radiotherapy, these photons are targeted at cancer cells.

The radiation **dose** is the amount of energy that a patient's body absorbs from the high-energy X-ray photons.

Fig. 6.2 shows how this dose changes with depth below the surface of the skin.

Fig. 6.2



The dose initially rises with depth because the high-energy X-ray photons produce electrons and positrons as they pass through the body. These electrons and positrons are quickly absorbed, increasing the dose.

- (i) Explain why high-energy X-ray photons produce electrons **and** positrons as they pass through the body.

.....

.....

.....

..... [2]

.....

.....

.....

.....

.....

.....

.....

.....

.....

.....

.....

.....

.....

.....

.....

END OF QUESTION PAPER

ADDITIONAL ANSWER SPACE

If additional space is required, you should use the following lined page(s). The question number(s) must be clearly shown in the margin(s).

A large area of lined paper for writing, consisting of 25 horizontal dotted lines. A solid vertical line runs down the left side of the page, creating a margin. The rest of the page is open for writing.

A large area of the page is reserved for writing, featuring a vertical solid line on the left side and horizontal dotted lines extending across the page.



Oxford Cambridge and RSA

Copyright Information

OCR is committed to seeking permission to reproduce all third-party content that it uses in its assessment materials. OCR has attempted to identify and contact all copyright holders whose work is used in this paper. To avoid the issue of disclosure of answer-related information to candidates, all copyright acknowledgements are reproduced in the OCR Copyright Acknowledgements Booklet. This is produced for each series of examinations and is freely available to download from our public website (www.ocr.org.uk) after the live examination series.

If OCR has unwittingly failed to correctly acknowledge or clear any third-party content in this assessment material, OCR will be happy to correct its mistake at the earliest possible opportunity.

For queries or further information please contact The OCR Copyright Team, The Triangle Building, Shaftesbury Road, Cambridge CB2 8EA.

OCR is part of Cambridge University Press & Assessment, which is itself a department of the University of Cambridge.